

A photograph of a forest scene with bare trees and a body of water, overlaid with a green banner. The image shows a dense forest of bare trees, with a body of water visible in the background. The foreground is filled with the intricate, dark branches of trees without leaves. In the distance, a calm body of water reflects the sky and the surrounding trees. A solid green horizontal banner spans the lower half of the image, providing a background for the white text.

# **Appendix A**

## **Online Public Comment**



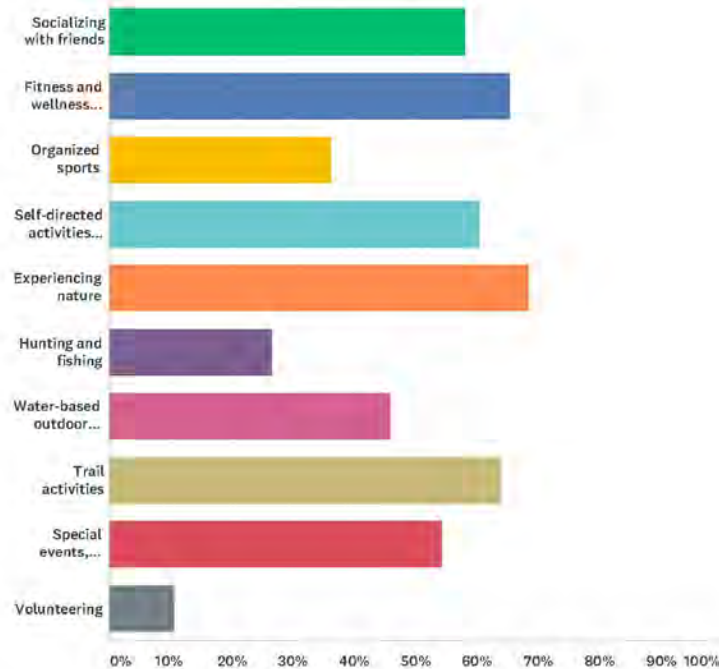
# Appendix A – Online Public Comment

The online public comment instrument and results are provided on the following pages. The questionnaire was posted on the Blue Mountain Recreation Commission website from May 16, 2017 to November 8, 2017 and 544 people logged onto the on-line questionnaire. The questionnaire included 14 multiple choice questions and one open-end question. The summary of the online public comments is included in Chapter 2.

## South Schuylkill - Comprehensive Park, Recreation, and Open Space Plan

### Q1 What experiences are you looking for when visiting parks or recreation areas? Select all that apply.

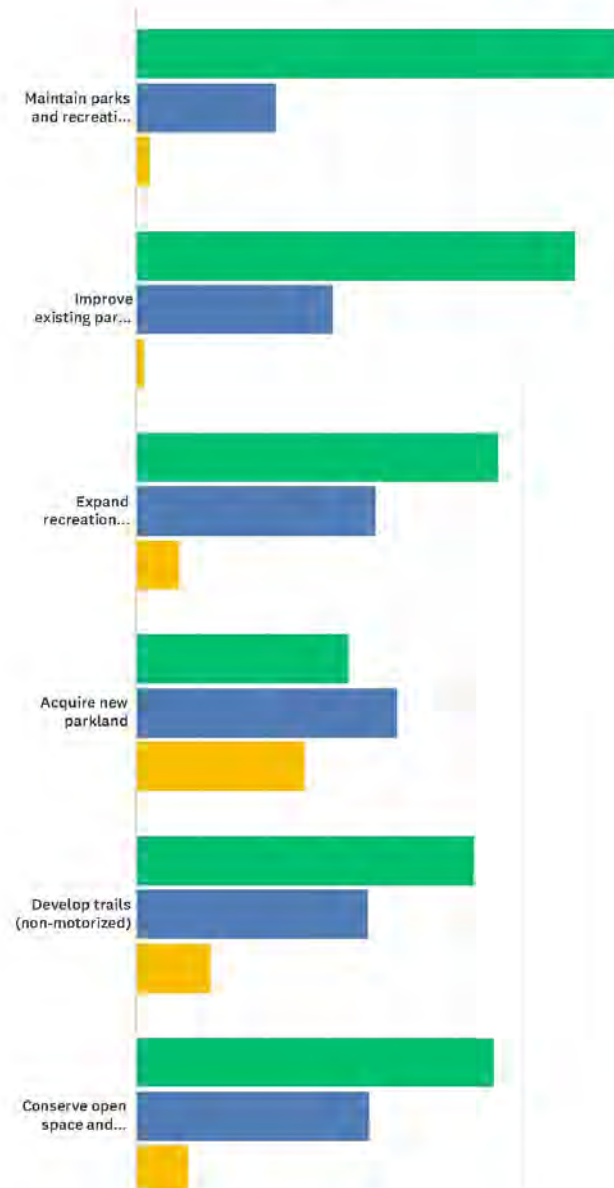
Answered: 540 Skipped: 4



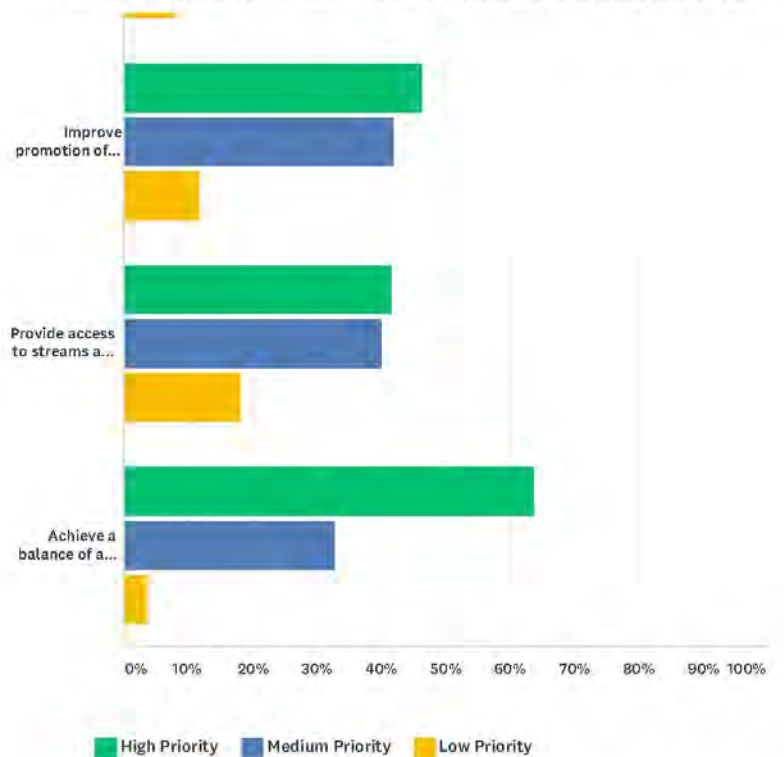
ANSWER CHOICES	RESPONSES	
Socializing with friends	58.15%	314
Fitness and wellness (exercise, running)	65.56%	354
Organized sports	36.30%	196
Self-directed activities (shooting baskets, playing on playground equipment)	60.56%	327
Experiencing nature	68.70%	371
Hunting and fishing	26.48%	143
Water-based outdoor recreation (kayaking, canoeing, etc.)	45.93%	248
Trail activities	64.07%	346
Special events, festivals	54.44%	294
Volunteering	10.74%	58

Q2 What do you think should be the priority for parks and recreation in the South Schuylkill region over the next ten years? Choose one response for each.

Answered: 510 Skipped: 34



### South Schuylkill - Comprehensive Park, Recreation, and Open Space Plan

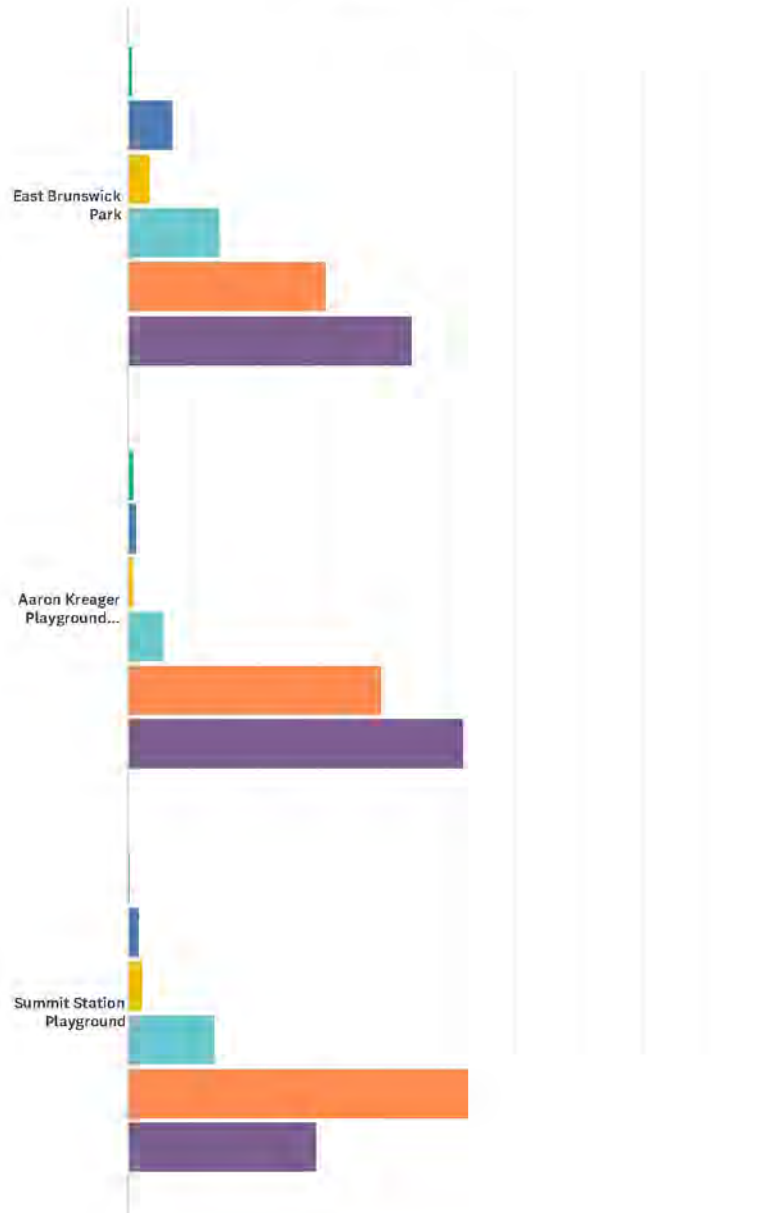


	HIGH PRIORITY	MEDIUM PRIORITY	LOW PRIORITY	TOTAL
Maintain parks and recreation facilities	76.12% 373	21.84% 107	2.04% 10	490
Improve existing parks and recreation facilities	68.25% 331	30.52% 148	1.24% 6	485
Expand recreation programs and services	56.20% 272	37.19% 180	6.61% 32	484
Acquire new parkland	33.12% 158	40.67% 194	26.21% 125	477
Develop trails (non-motorized)	52.57% 256	35.93% 175	11.50% 56	487
Conserve open space and natural resources	55.72% 268	36.17% 174	8.11% 39	481
Improve promotion of park, trail and recreation program opportunities	46.36% 223	42.00% 202	11.64% 56	481
Provide access to streams and river	41.58% 200	40.12% 193	18.30% 88	481
Achieve a balance of all of above	63.75% 313	32.79% 161	3.46% 17	491

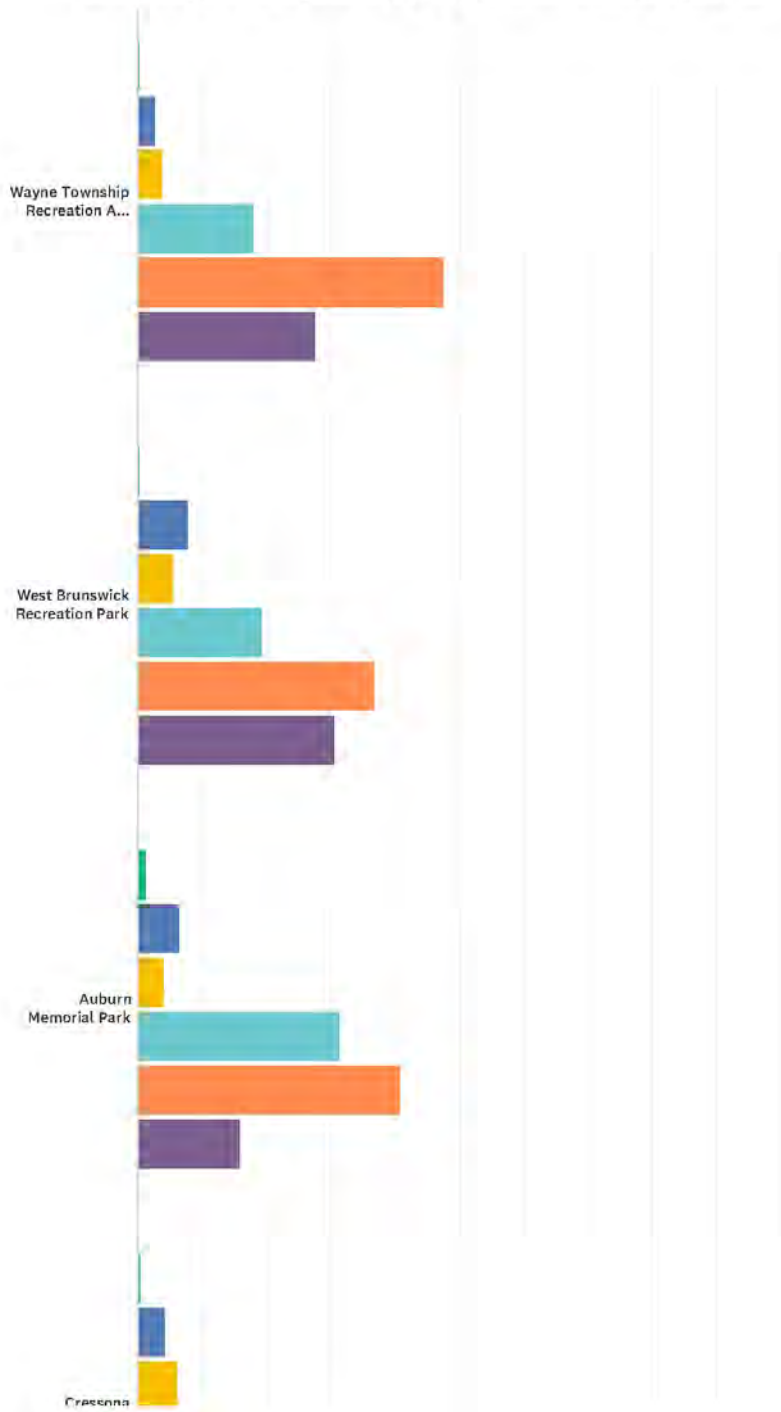
South Schuylkill - Comprehensive Park, Recreation, and Open Space Plan

Q3 How often do you or your family visit the following parks and recreation facilities? Choose one response for each.

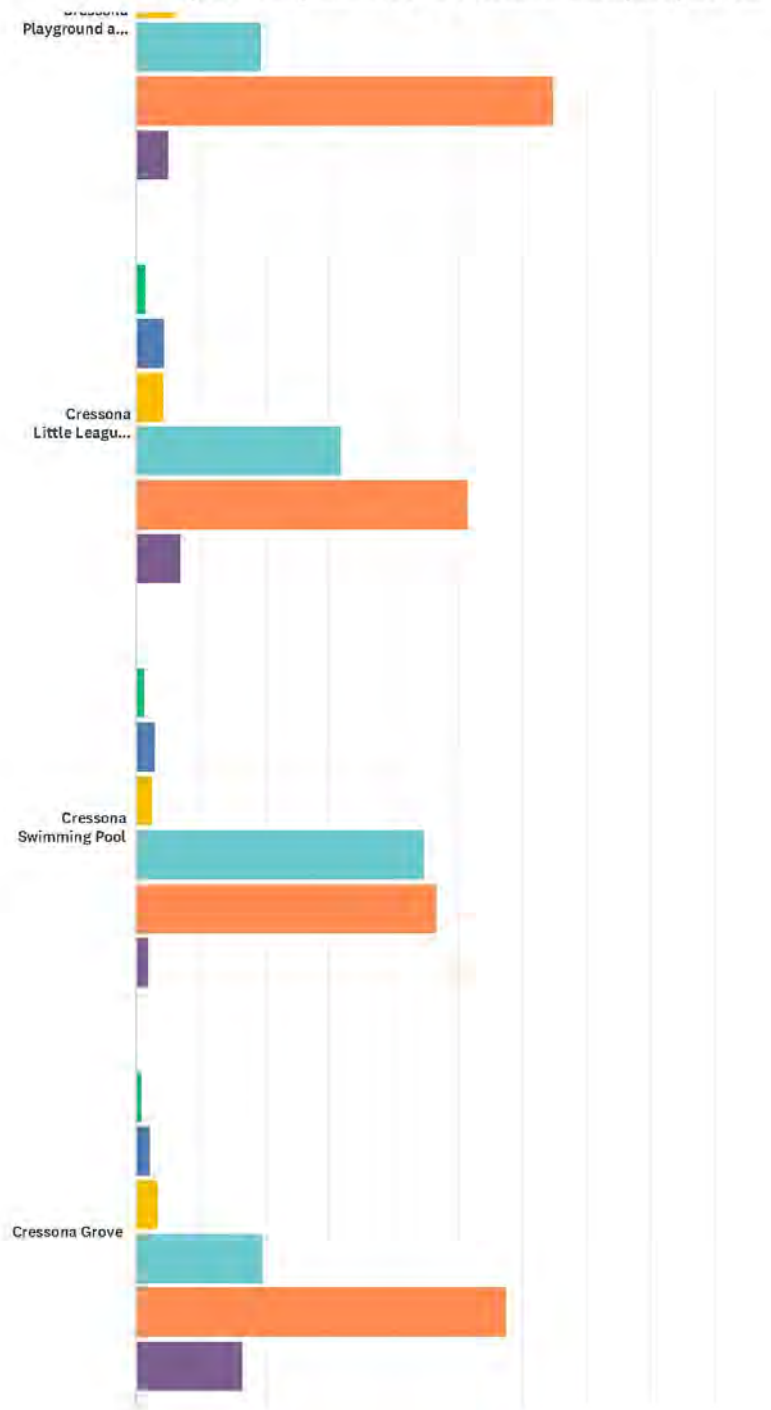
Answered: 486 Skipped: 58



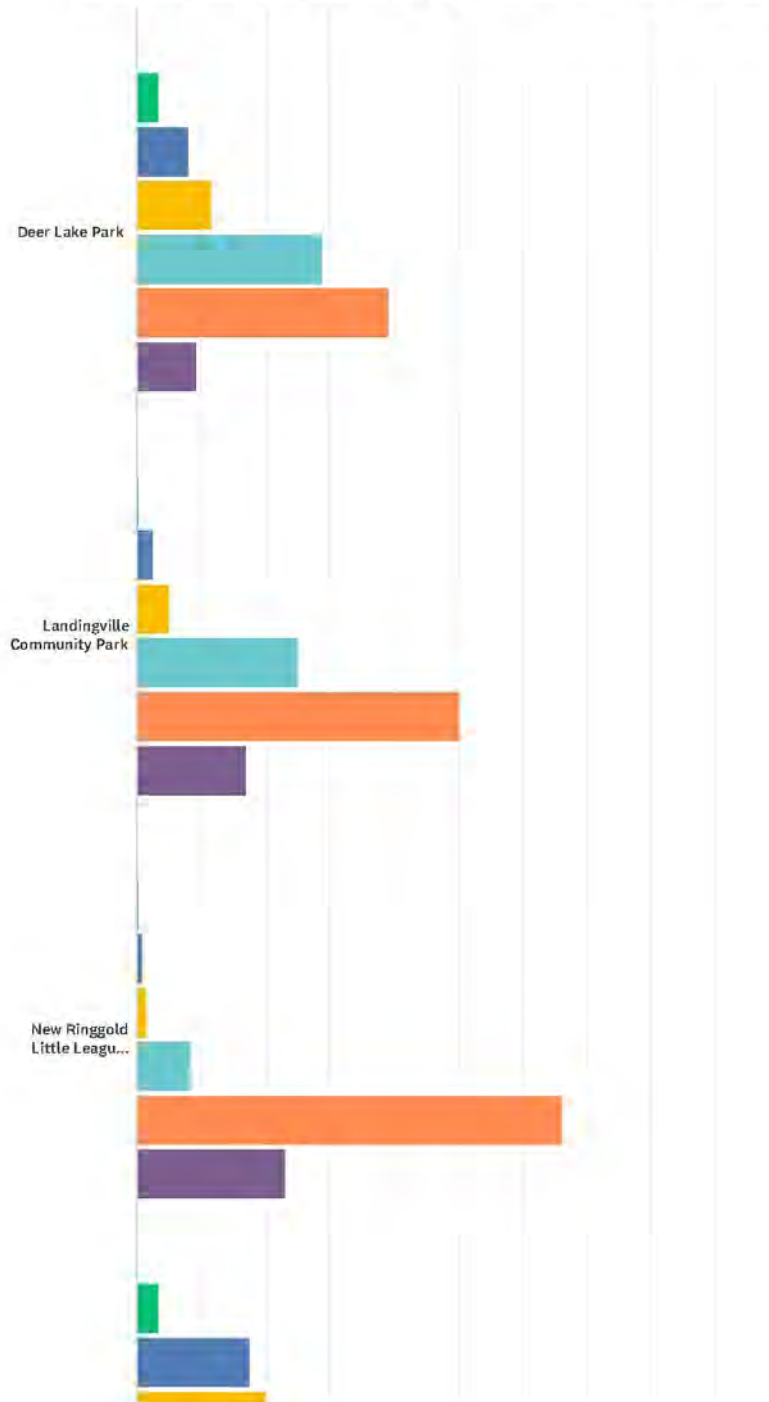
South Schuylkill - Comprehensive Park, Recreation, and Open Space Plan



# South Schuylkill - Comprehensive Park, Recreation, and Open Space Plan

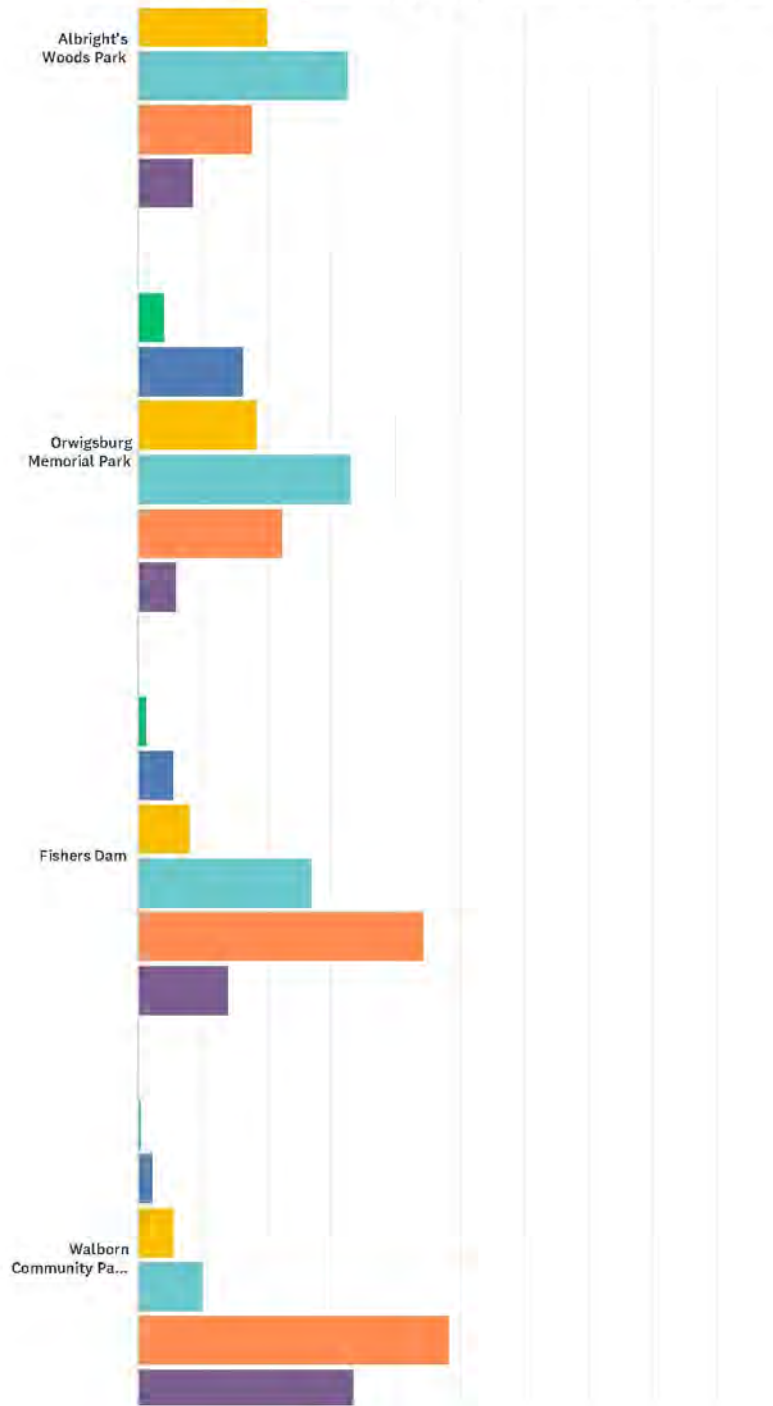


South Schuylkill - Comprehensive Park, Recreation, and Open Space Plan

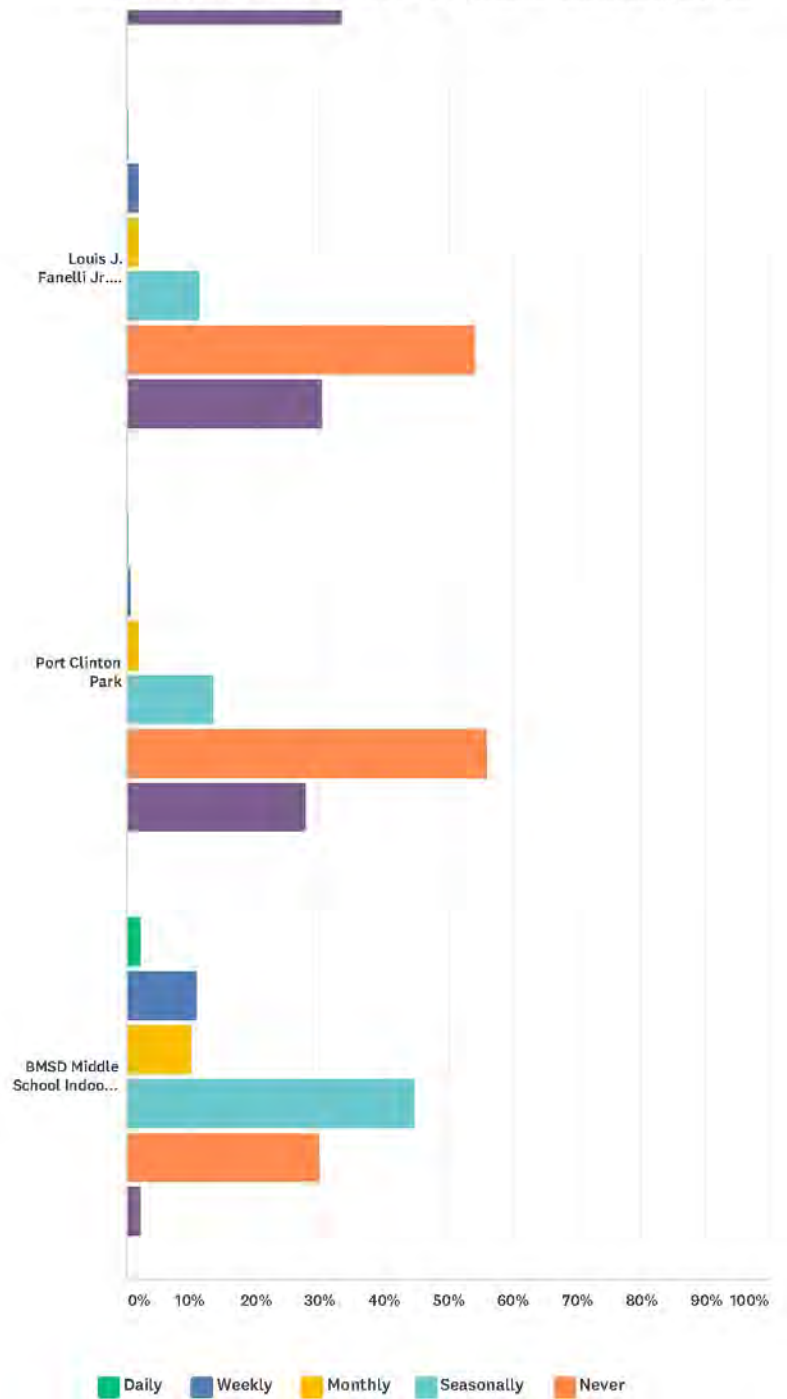




# South Schuylkill - Comprehensive Park, Recreation, and Open Space Plan



# South Schuylkill - Comprehensive Park, Recreation, and Open Space Plan



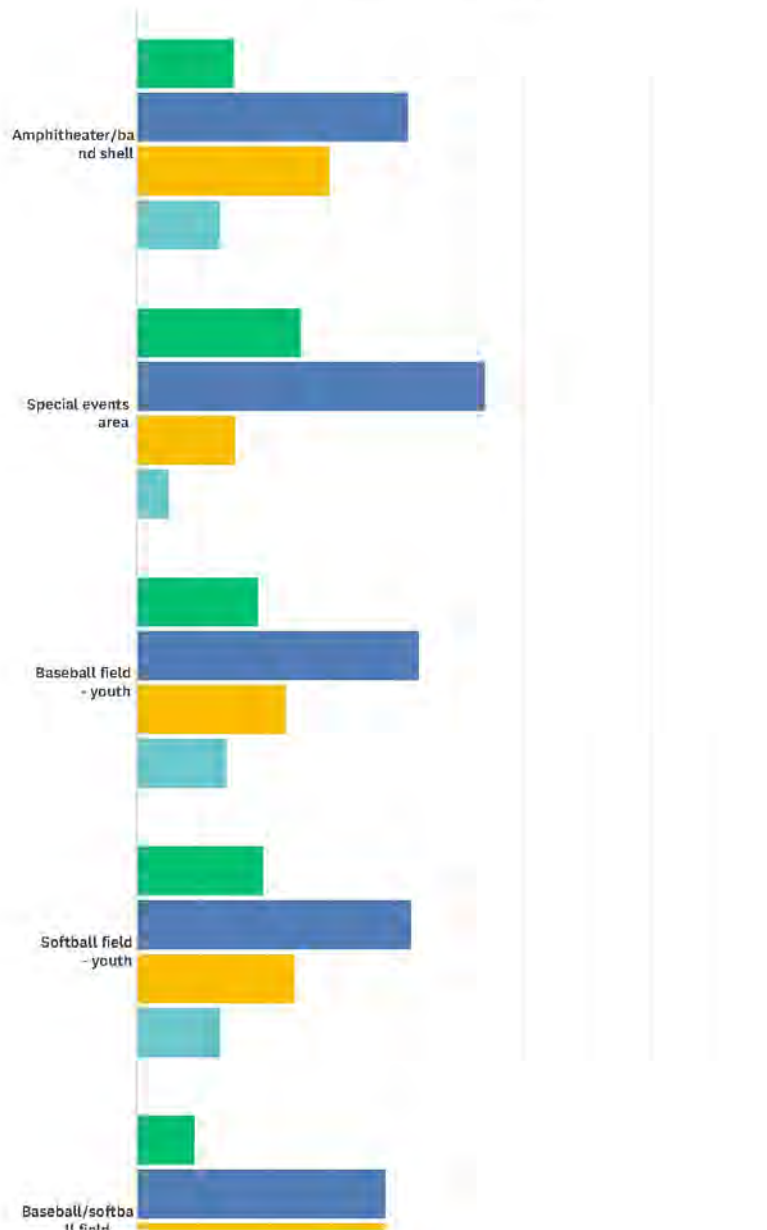
# South Schuylkill - Comprehensive Park, Recreation, and Open Space Plan

■ Not aware of this park/facility

	DAILY	WEEKLY	MONTHLY	SEASONALLY	NEVER	NOT AWARE OF THIS PARK/FACILITY	TOTAL
East Brunswick Park	0.66% 3	6.83% 31	3.30% 15	14.32% 65	30.84% 140	44.05% 200	454
Aaron Kreager Playground (Rolling View Estates)	0.87% 4	1.30% 6	0.87% 4	5.43% 25	39.35% 181	52.17% 240	460
Summit Station Playground	0.22% 1	1.73% 8	2.38% 11	13.42% 62	53.03% 245	29.22% 135	462
Wayne Township Recreation Area (Route 443)	0.21% 1	2.78% 13	3.85% 18	17.99% 84	47.54% 222	27.62% 129	467
West Brunswick Recreation Park	0.22% 1	7.68% 35	5.48% 25	19.30% 88	36.84% 168	30.48% 139	456
Auburn Memorial Park	1.28% 6	6.42% 30	4.07% 19	31.48% 147	40.90% 191	15.85% 74	467
Cressona Playground and Basketball Courts (next to Cressona Borough office)	0.43% 2	4.12% 19	6.07% 28	19.52% 90	64.86% 299	4.99% 23	461
Cressona Little League Complex	1.51% 7	4.32% 20	4.10% 19	31.75% 147	51.40% 238	6.91% 32	463
Cressona Swimming Pool	1.27% 6	2.97% 14	2.54% 12	44.70% 211	46.61% 220	1.91% 9	472
Cressona Grove	0.87% 4	2.17% 10	3.25% 15	19.74% 91	57.48% 265	16.49% 76	461
Deer Lake Park	3.25% 15	8.01% 37	11.47% 53	28.79% 133	39.18% 181	9.31% 43	462
Landingville Community Park	0.22% 1	2.60% 12	4.98% 23	25.11% 116	50.22% 232	16.88% 78	462
New Ringgold Little League Park	0.22% 1	0.87% 4	1.52% 7	8.44% 39	66.02% 305	22.94% 106	462
Albright's Woods Park	3.43% 16	17.56% 82	20.13% 94	32.55% 152	17.77% 83	8.57% 40	467
Orwigsburg Memorial Park	4.06% 19	16.24% 76	18.38% 86	33.12% 155	22.44% 105	5.77% 27	468
Fishers Dam	1.30% 6	5.43% 25	8.04% 37	26.96% 124	44.35% 204	13.91% 64	460
Walborn Community Park (between W. Tammany and W. Chestnut Streets, Orwigsburg)	0.43% 2	2.39% 11	5.42% 25	9.98% 46	48.37% 223	33.41% 154	461
Louis J. Fanelli Jr. Memorial Park (Ridgeview estates)	0.22% 1	1.95% 9	1.95% 9	11.28% 52	54.23% 250	30.37% 140	461
Port Clinton Park	0.22% 1	0.65% 3	1.96% 9	13.29% 61	55.99% 257	27.89% 128	459
BMSD Middle School Indoor Swimming Pool	2.14% 10	10.90% 51	10.04% 47	44.87% 210	29.91% 140	2.14% 10	468

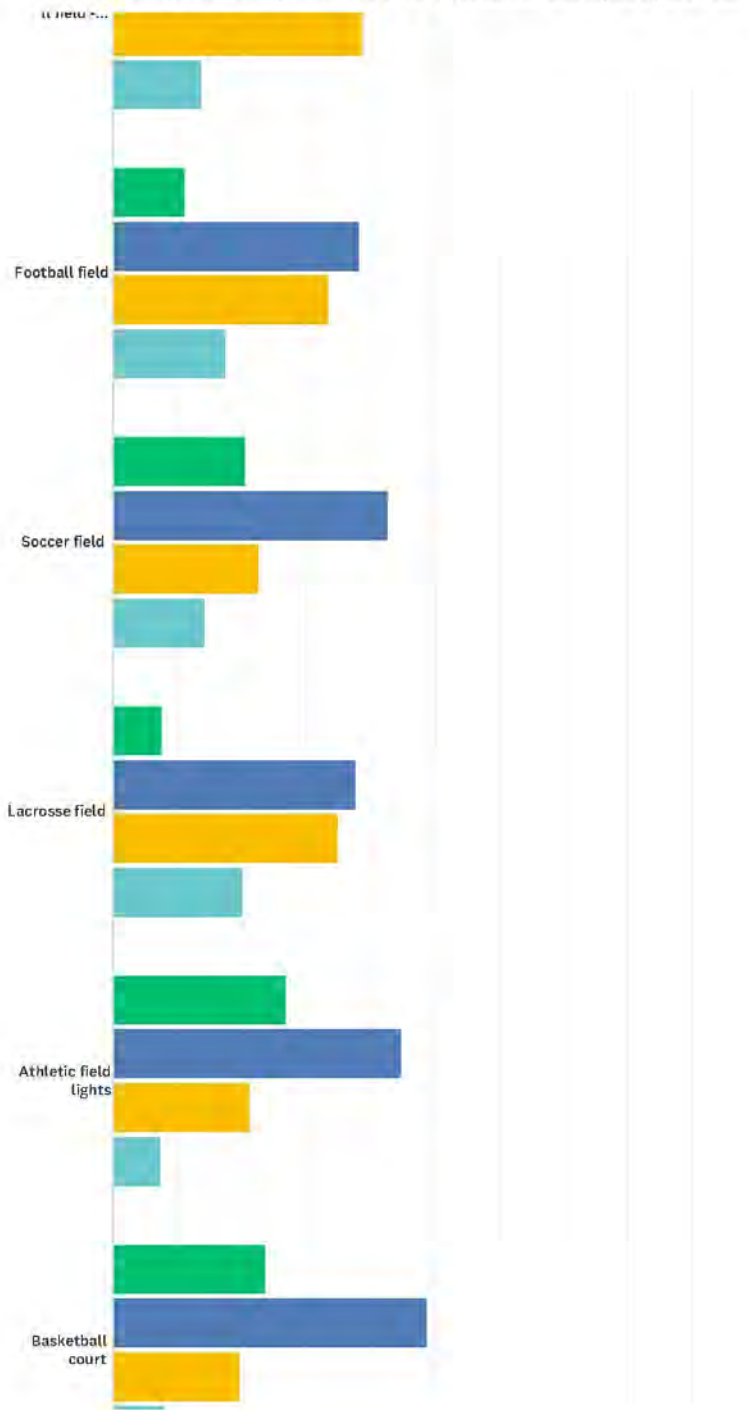
**Q4 How important is it to expand or add the following facilities in the South Schuylkill region? Choose one response for each.**

Answered: 451 Skipped: 93

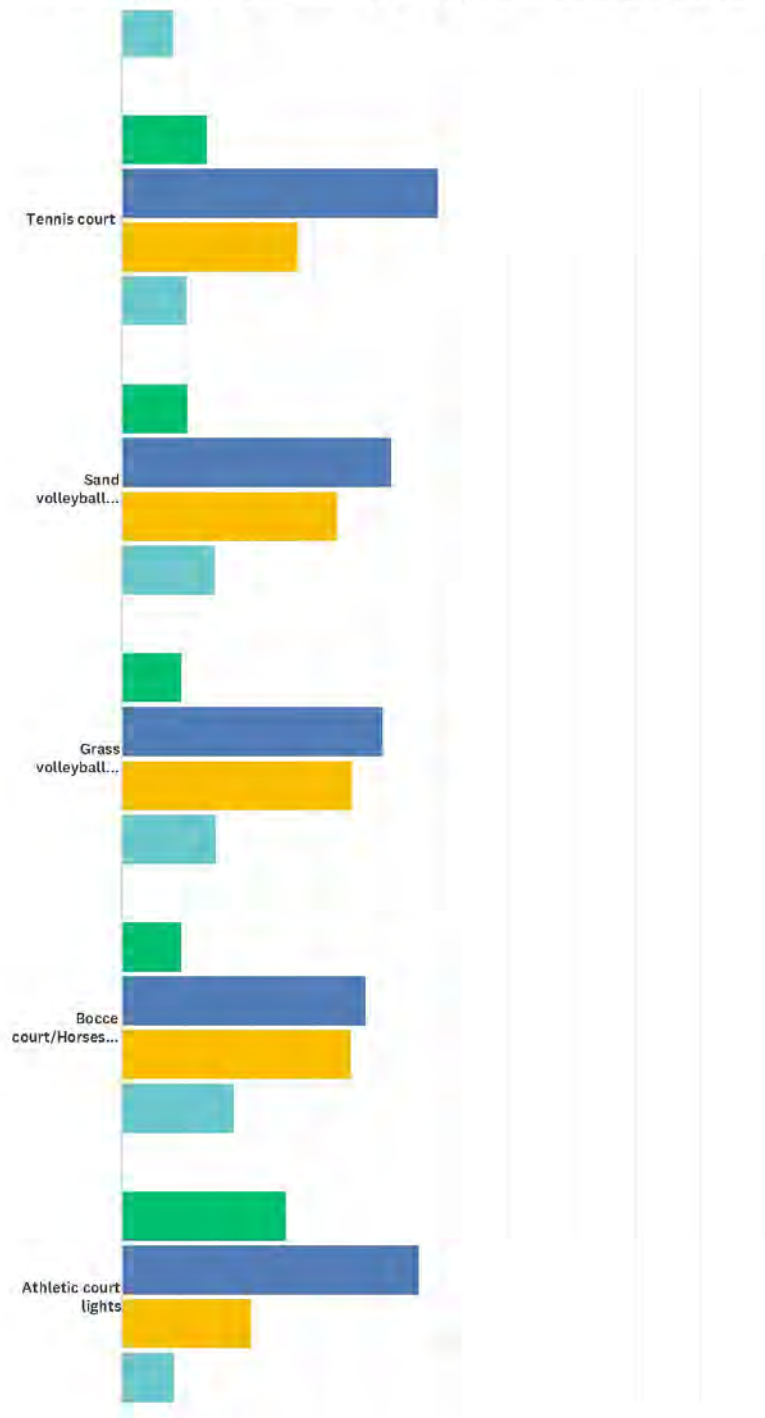




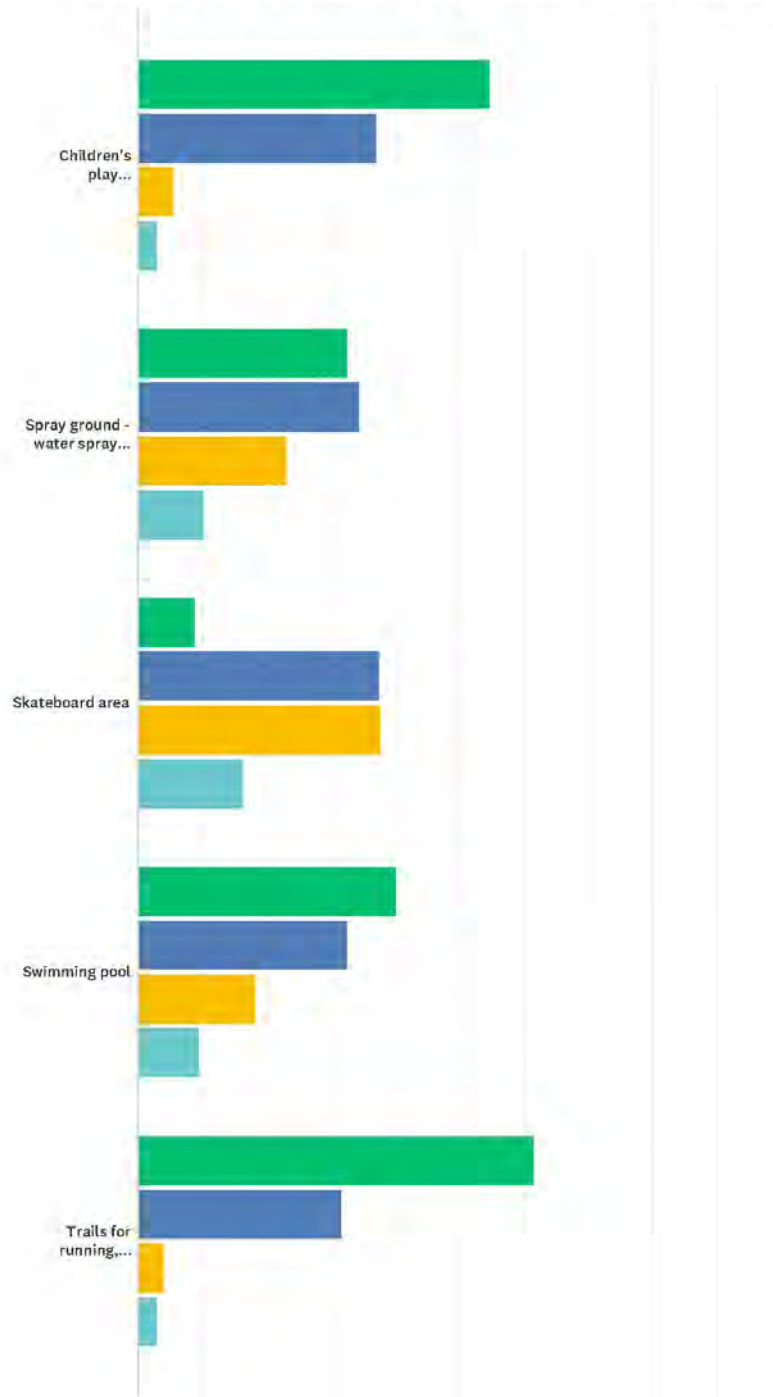
# South Schuylkill - Comprehensive Park, Recreation, and Open Space Plan



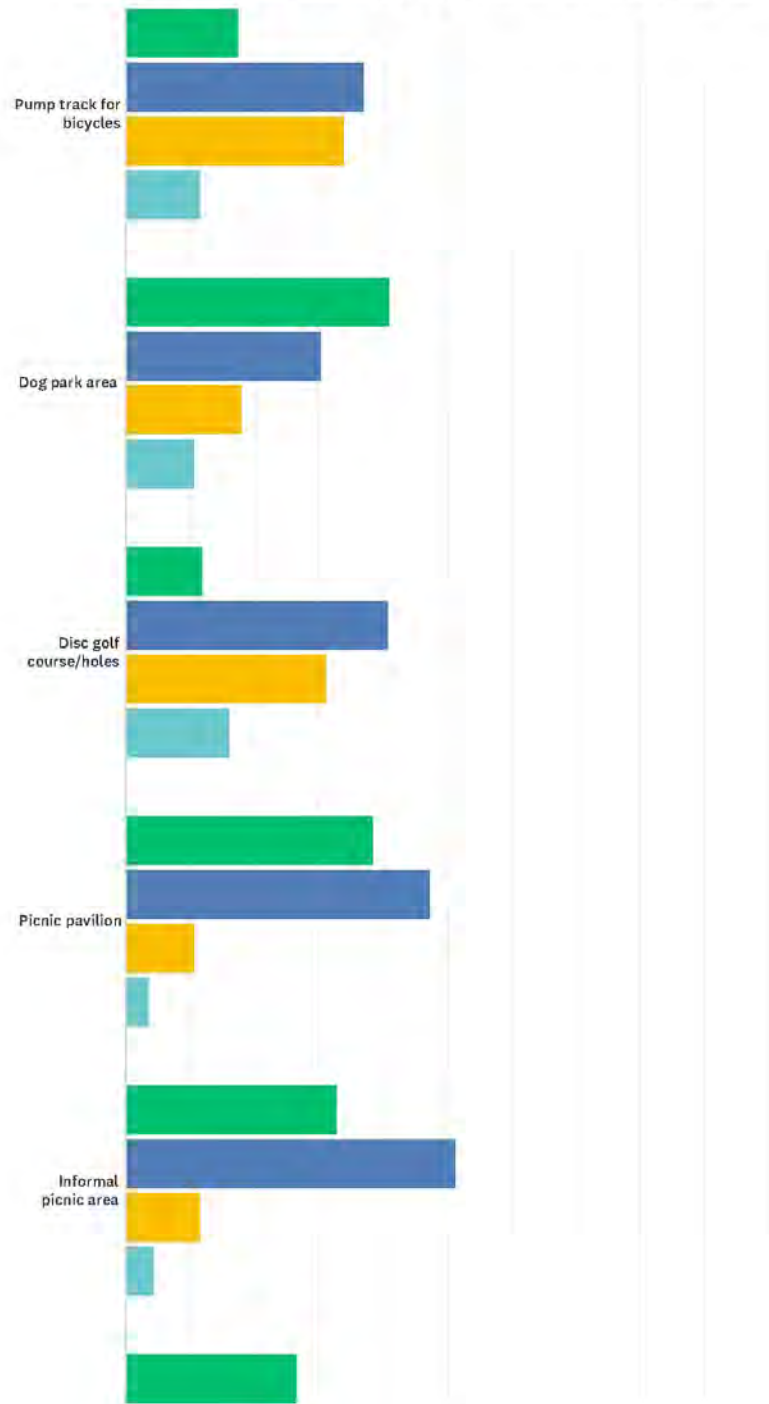
# South Schuylkill - Comprehensive Park, Recreation, and Open Space Plan



# South Schuylkill - Comprehensive Park, Recreation, and Open Space Plan

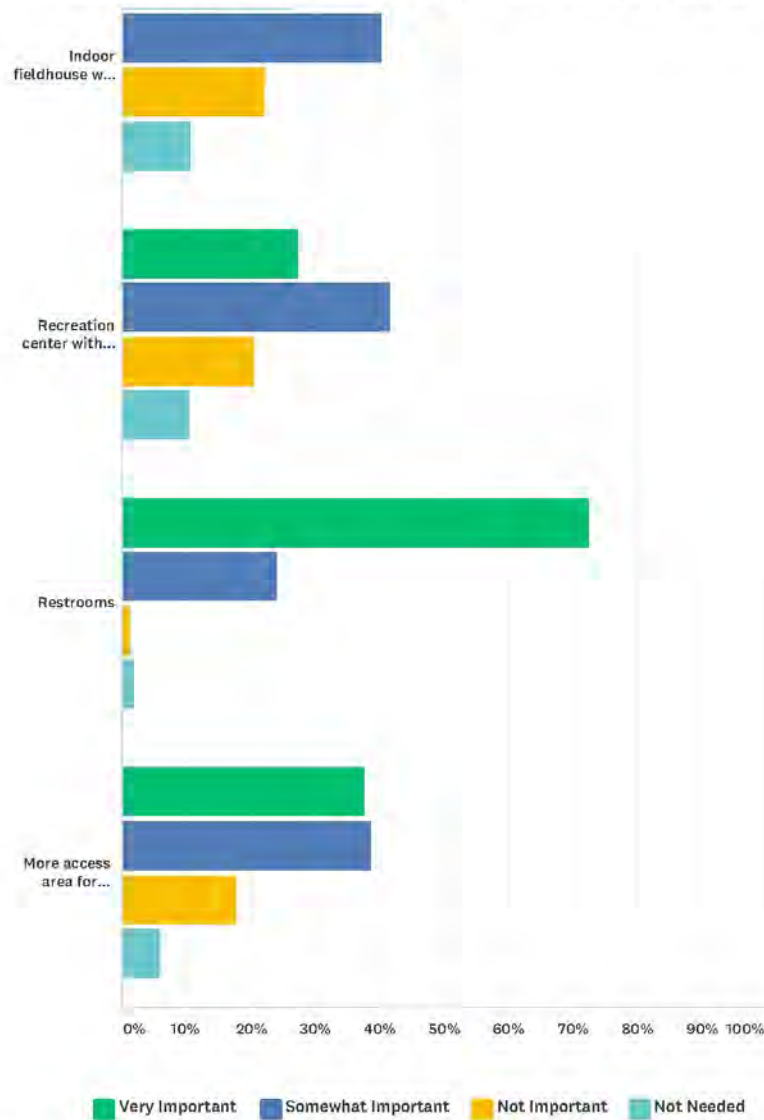


# South Schuylkill - Comprehensive Park, Recreation, and Open Space Plan





### South Schuylkill - Comprehensive Park, Recreation, and Open Space Plan



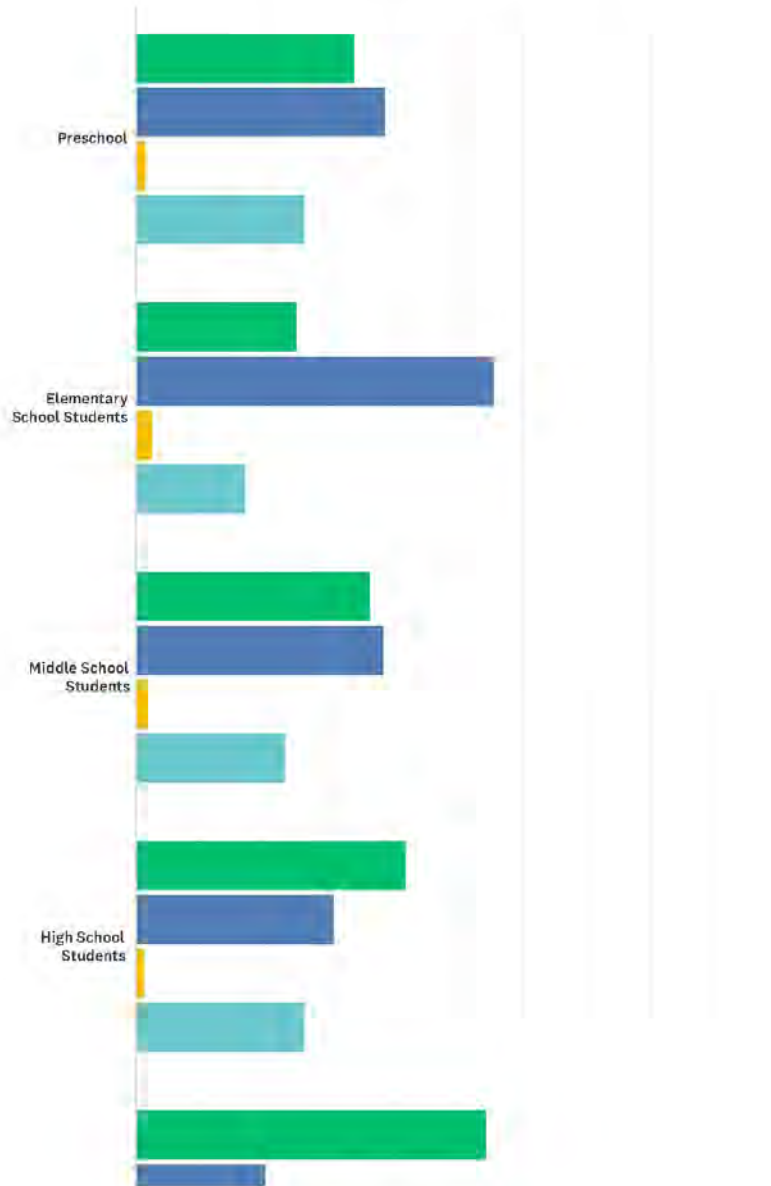
	VERY IMPORTANT	SOMEWHAT IMPORTANT	NOT IMPORTANT	NOT NEEDED	TOTAL
Amphitheater/band shell	14.98% 65	42.17% 183	29.95% 130	12.90% 56	434
Special events area	25.58% 111	54.15% 235	15.21% 66	5.07% 22	434
Baseball field - youth	18.85% 82	43.91% 191	23.22% 101	14.02% 61	435

### South Schuylkill - Comprehensive Park, Recreation, and Open Space Plan

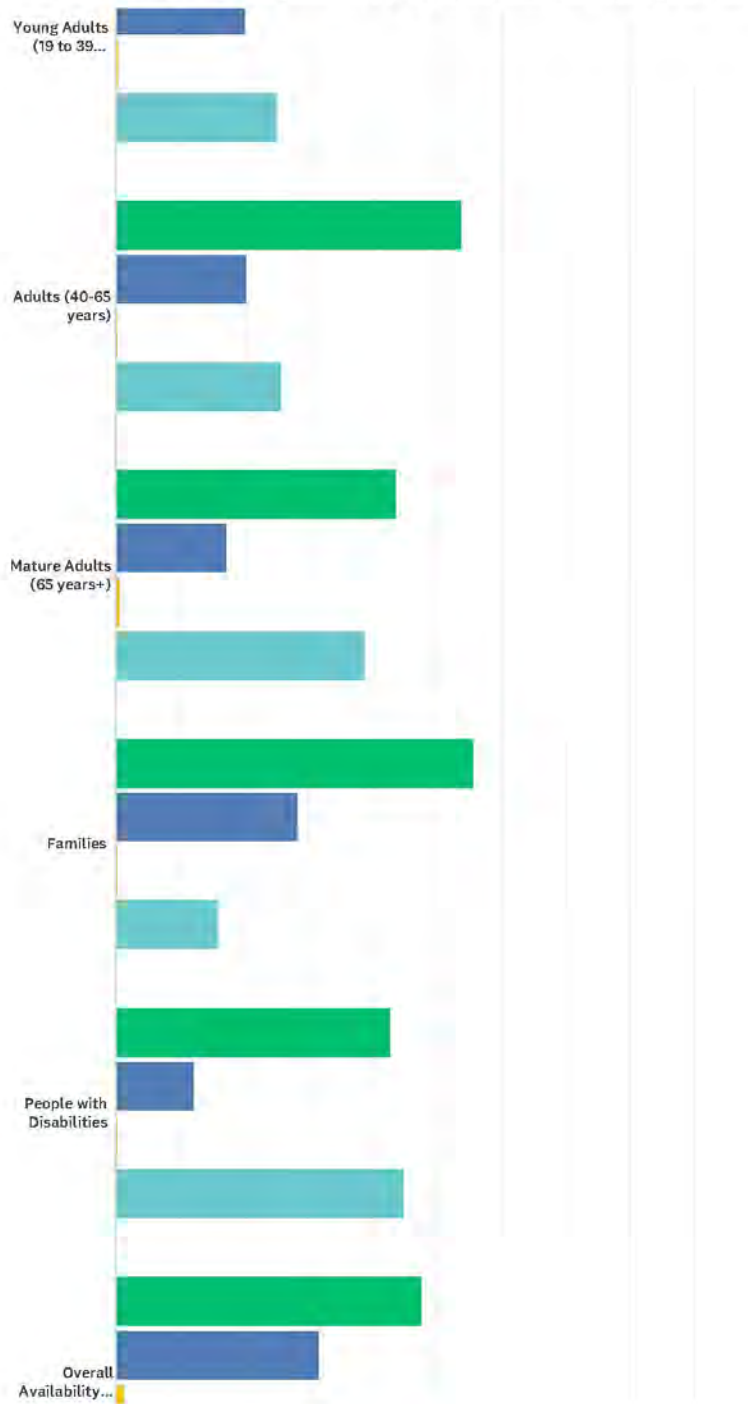
Softball field - youth	19.72% 86	42.66% 186	24.54% 107	13.07% 57	436
Baseball/softball field - adult	8.99% 39	38.71% 168	38.71% 168	13.59% 59	434
Football field	10.98% 48	38.22% 167	33.41% 146	17.39% 76	437
Soccer field	20.51% 89	42.63% 185	22.58% 98	14.29% 62	434
Lacrosse field	7.44% 32	37.67% 162	34.88% 150	20.00% 86	430
Athletic field lights	26.77% 117	44.85% 196	21.05% 92	7.32% 32	437
Basketball court	23.57% 103	48.74% 213	19.68% 86	8.01% 35	437
Tennis court	13.27% 58	49.20% 215	27.46% 120	10.07% 44	437
Sand volleyball court	10.30% 45	41.88% 183	33.41% 146	14.42% 63	437
Grass volleyball court	9.15% 40	40.50% 177	35.70% 156	14.65% 64	437
Bocce court/Horseshoe pit	9.13% 40	37.90% 166	35.62% 156	17.35% 76	438
Athletic court lights	25.58% 111	46.31% 201	20.05% 87	8.06% 35	434
Children's play equipment/areas	54.65% 241	36.96% 163	5.44% 24	2.95% 13	441
Spray ground - water spray play feature	32.42% 142	34.25% 150	23.06% 101	10.27% 45	438
Skateboard area	8.72% 38	37.39% 163	37.61% 164	16.28% 71	436
Swimming pool	40.14% 175	32.34% 141	18.12% 79	9.40% 41	436
Trails for running, jogging, bicycling, cross-country skiing	61.50% 270	31.66% 139	3.87% 17	2.96% 13	439
Pump track for bicycles	17.59% 76	37.04% 160	33.80% 146	11.57% 50	432
Dog park area	41.08% 182	30.25% 134	18.06% 80	10.61% 47	443
Disc golf course/holes	11.93% 52	40.83% 178	31.19% 136	16.06% 70	436
Picnic pavilion	38.51% 171	47.30% 210	10.59% 47	3.60% 16	444
Informal picnic area	32.88% 145	51.25% 226	11.56% 51	4.31% 19	441
Indoor fieldhouse with game fields and courts	26.59% 117	40.45% 178	22.27% 98	10.68% 47	440
Recreation center with gymnasium, class rooms	27.33% 120	41.69% 183	20.50% 90	10.48% 46	439
Restrooms	72.69% 322	24.15% 107	1.35% 6	1.81% 8	443
More access area for canoe/kayak launch	37.64% 166	38.78% 171	17.69% 78	5.90% 26	441

Q5 How would you rate the availability of recreation programs in the South Schuylkill region for the listed groups? Choose one response for each.

Answered: 435 Skipped: 109

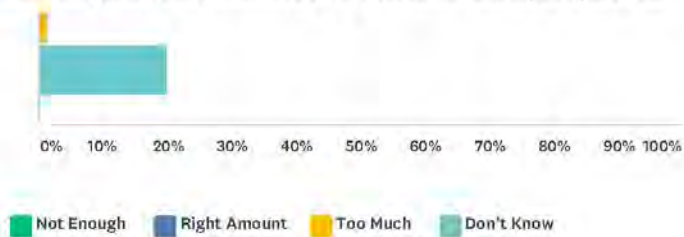


# South Schuylkill - Comprehensive Park, Recreation, and Open Space Plan





### South Schuylkill - Comprehensive Park, Recreation, and Open Space Plan

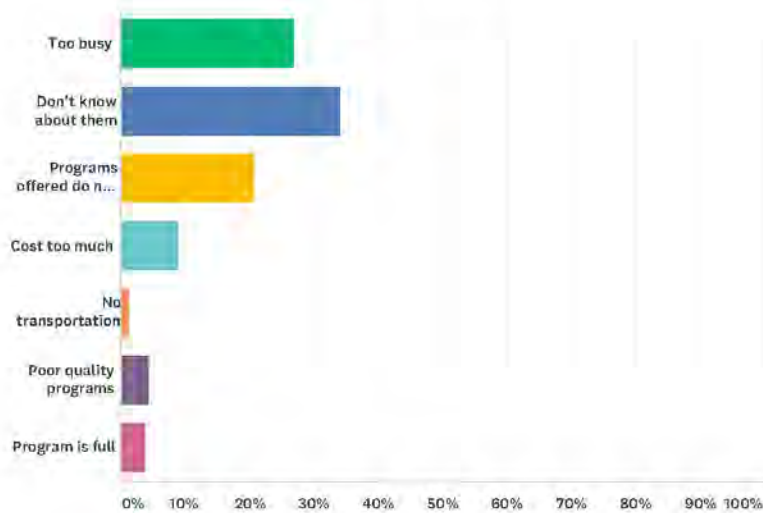


	NOT ENOUGH	RIGHT AMOUNT	TOO MUCH	DON'T KNOW	TOTAL
Preschool	33.80% 145	38.69% 166	1.40% 6	26.11% 112	429
Elementary School Students	25.00% 108	55.56% 240	2.55% 11	16.90% 73	432
Middle School Students	36.43% 157	38.52% 166	1.86% 8	23.20% 100	431
High School Students	41.82% 179	30.84% 132	1.17% 5	26.17% 112	428
Young Adults (19 to 39 years)	54.31% 233	20.05% 86	0.47% 2	25.17% 108	429
Adults (40-65 years)	53.72% 231	20.23% 87	0.23% 1	25.81% 111	430
Mature Adults (65 years+)	43.49% 187	17.21% 74	0.70% 3	38.60% 166	430
Families	55.71% 239	28.21% 121	0.23% 1	15.85% 68	429
People with Disabilities	42.76% 183	12.15% 52	0.23% 1	44.86% 192	428
Overall Availability of Programs	47.41% 201	31.60% 134	1.18% 5	19.81% 84	424

Q6 If you reside within Blue Mountain School District, what prevents you from participating in Blue Mountain Recreation Commission programs?

Choose all that apply.

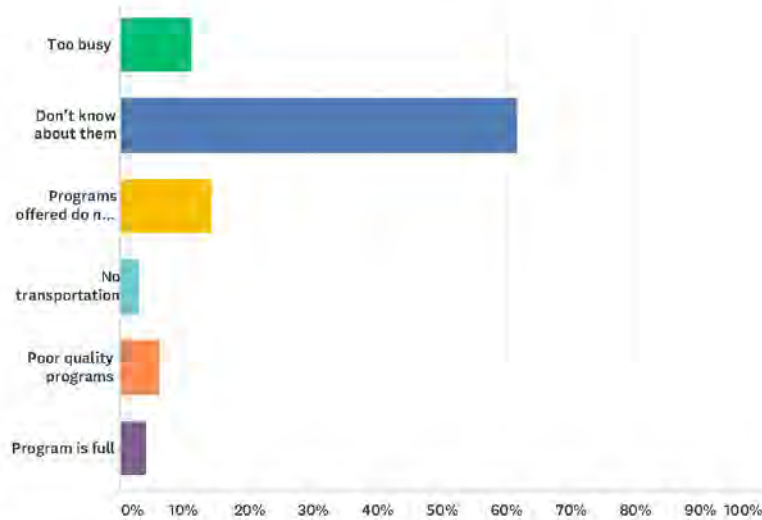
Answered: 344 Skipped: 200



ANSWER CHOICES	RESPONSES	
Too busy	27.03%	93
Don't know about them	34.01%	117
Programs offered do not interest me	20.64%	71
Cost too much	9.01%	31
No transportation	1.16%	4
Poor quality programs	4.36%	15
Program is full	3.78%	13
TOTAL		344

**Q7 If you reside within Schuylkill Haven School District, what prevents you from participating in Schuylkill Haven Recreation Department programs? Choose all that apply.**

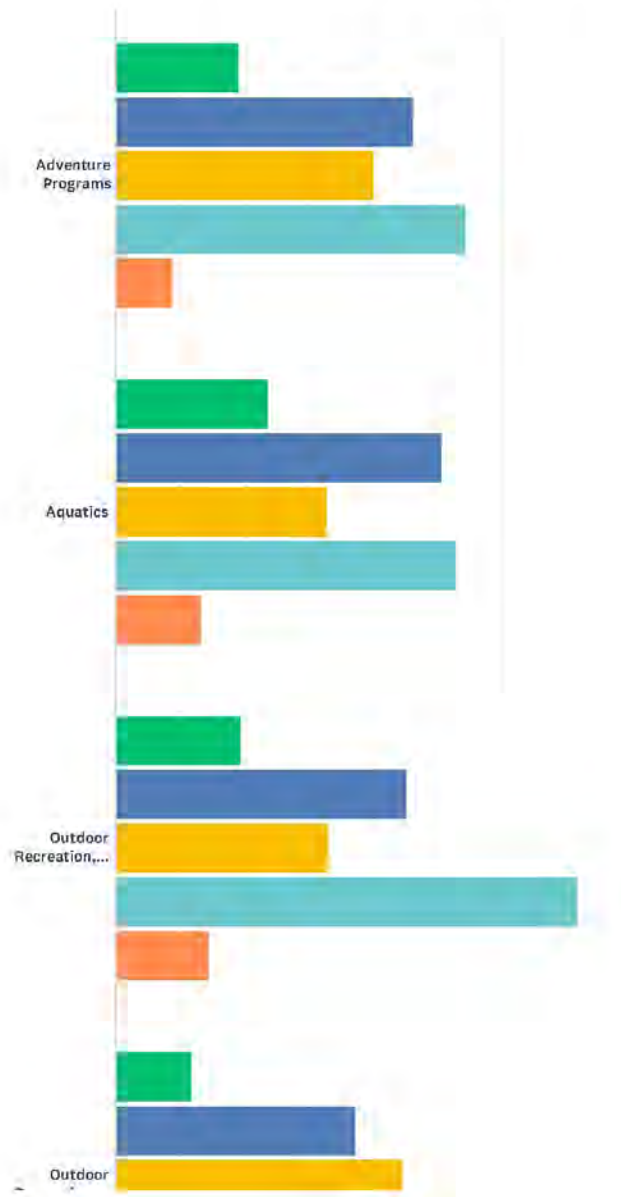
Answered: 99 Skipped: 445



ANSWER CHOICES	RESPONSES	
Too busy	11.11%	11
Don't know about them	61.62%	61
Programs offered do not interest me	14.14%	14
No transportation	3.03%	3
Poor quality programs	6.06%	6
Program is full	4.04%	4
TOTAL		99

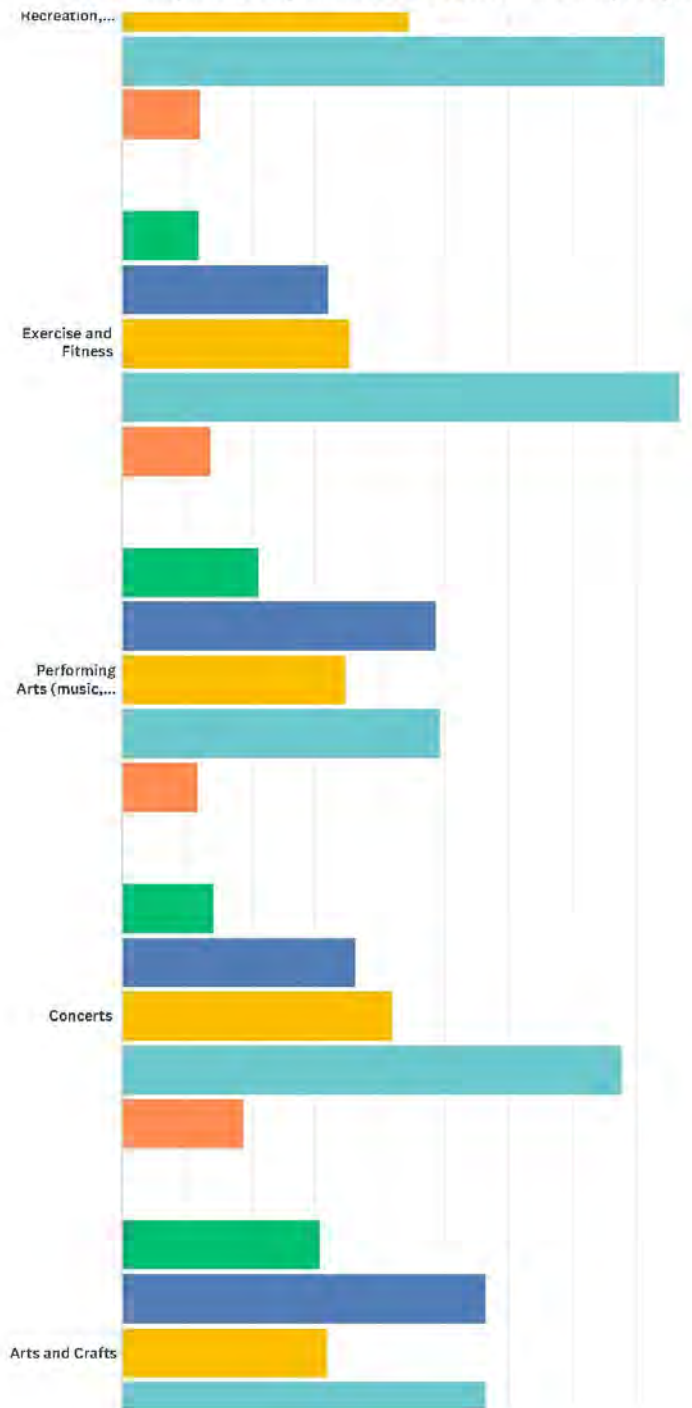
Q8 The following is a list of recreation activity categories. Check for each category by age group if members of your household would like to participate in the listed activity.

Answered: 415 Skipped: 129

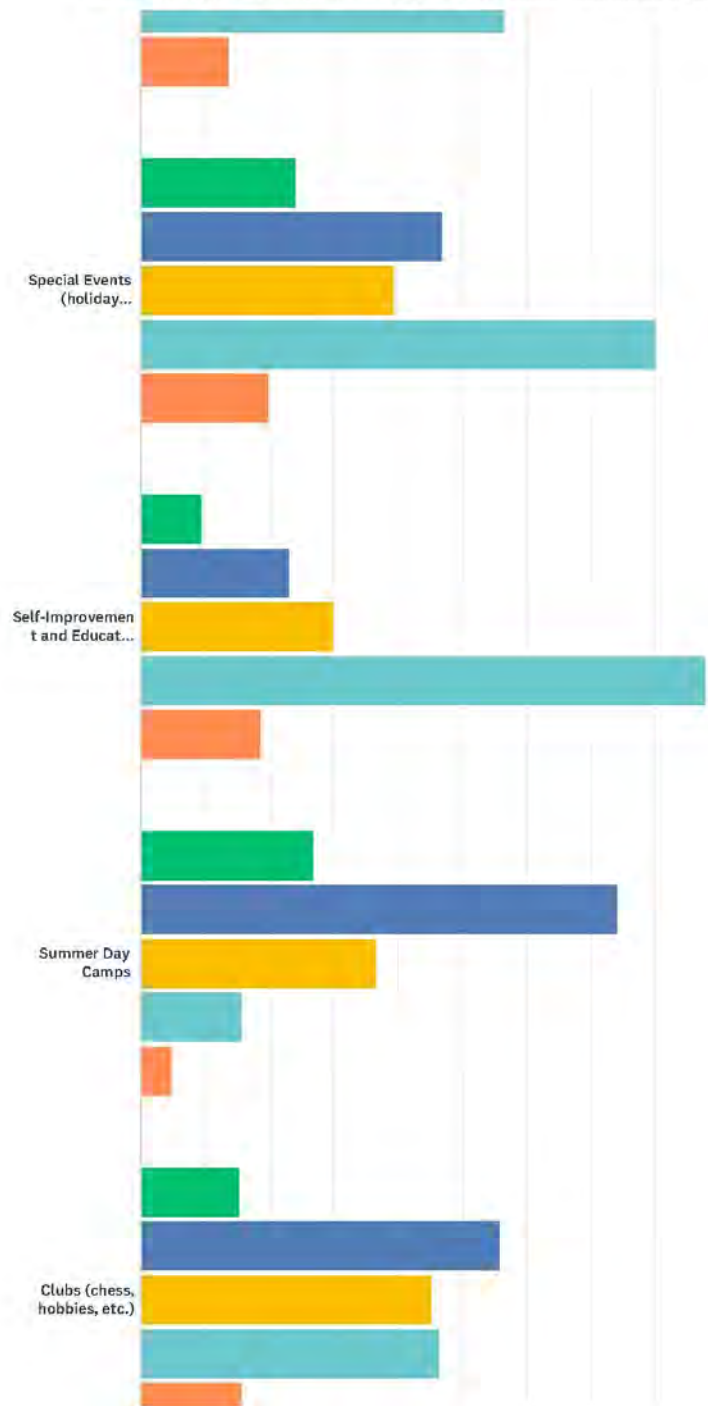




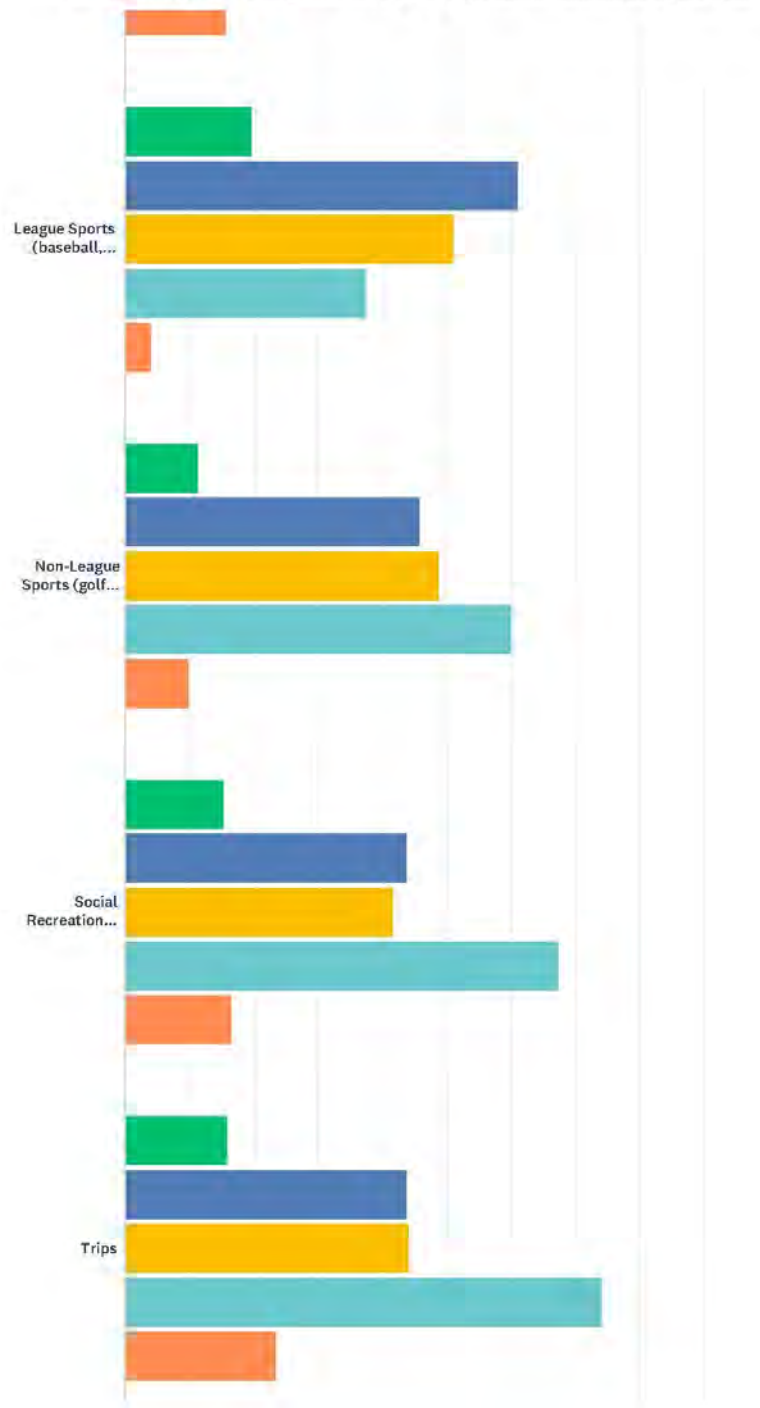
# South Schuylkill - Comprehensive Park, Recreation, and Open Space Plan



# South Schuylkill - Comprehensive Park, Recreation, and Open Space Plan



# South Schuylkill - Comprehensive Park, Recreation, and Open Space Plan



### South Schuylkill - Comprehensive Park, Recreation, and Open Space Plan

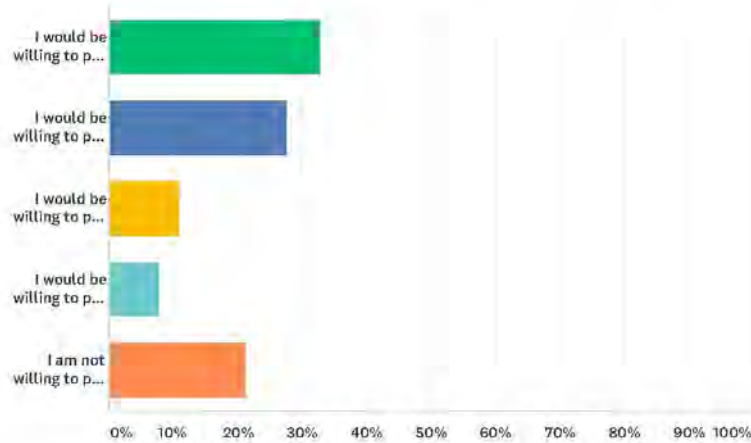
0% 10% 20% 30% 40% 50% 60% 70% 80% 90% 100%

Preschool Elementary School Teens Adults Seniors

	PRESCHOOL	ELEMENTARY SCHOOL	TEENS	ADULTS	SENIORS	TOTAL RESPONDENTS
Adventure Programs	18.99% 60	46.20% 146	40.19% 127	54.43% 172	8.86% 28	316
Aquatics	23.68% 72	50.66% 154	32.89% 100	52.96% 161	13.16% 40	304
Outdoor Recreation, land-based (nature walks, environmental education programs)	19.45% 71	45.21% 165	33.15% 121	71.78% 262	14.52% 53	365
Outdoor Recreation, water-based (kayaking, canoeing, tubing, paddle boarding)	11.78% 37	37.26% 117	44.59% 140	84.39% 265	12.10% 38	314
Exercise and Fitness	12.00% 42	32.00% 112	35.43% 124	86.57% 303	13.71% 48	350
Performing Arts (music, dance, drama)	21.13% 56	48.68% 129	34.72% 92	49.43% 131	11.70% 31	265
Concerts	14.24% 44	36.25% 112	42.07% 130	77.67% 240	18.77% 58	309
Arts and Crafts	30.66% 84	56.57% 155	31.75% 87	56.57% 155	13.50% 37	274
Special Events (holiday events, fairs, contests, etc.)	24.09% 79	46.95% 154	39.33% 129	80.18% 263	19.82% 65	328
Self-Improvement and Education Classes	9.47% 25	23.11% 61	29.92% 79	87.88% 232	18.56% 49	264
Summer Day Camps	26.79% 60	74.11% 166	36.61% 82	15.63% 35	4.91% 11	224
Clubs (chess, hobbies, etc.)	15.18% 34	55.80% 125	45.09% 101	46.43% 104	15.63% 35	224
League Sports (baseball, basketball, soccer, etc.)	19.63% 53	61.11% 165	51.11% 138	37.41% 101	4.07% 11	270
Non-League Sports (golf, tennis, etc.)	11.33% 23	45.81% 93	48.77% 99	60.10% 122	9.85% 20	203
Social Recreation (cards, parties, picnics, dances, etc.)	15.36% 41	43.82% 117	41.57% 111	67.42% 180	16.48% 44	267
Trips	15.86% 46	43.79% 127	44.14% 128	74.14% 215	23.45% 68	290

**Q9 The average park and recreation expenditure in Pennsylvania municipalities is \$32.00 per capita and in the South Schuylkill region it is \$14.00 per capita annually. What is your opinion of the following statements? Choose all that apply.**

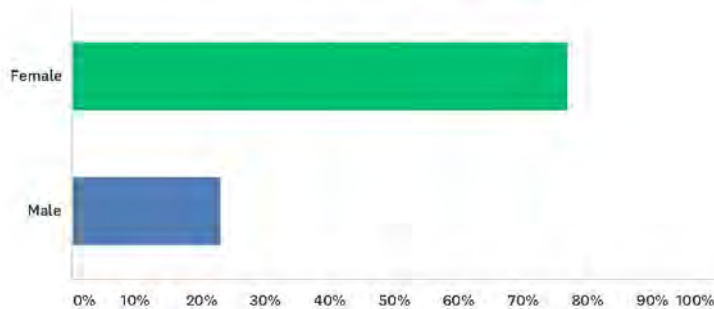
Answered: 417 Skipped: 127



ANSWER CHOICES	RESPONSES	
I would be willing to pay up to an additional \$10 per year more	32.85%	137
I would be willing to pay between \$11 to \$20 per year more	27.58%	115
I would be willing to pay up to an additional \$10 per year more for a limited time	10.79%	45
I would be willing to pay up to an additional \$11 to \$20 per year more for a limited time	7.67%	32
I am not willing to pay more	21.10%	88
<b>TOTAL</b>		<b>417</b>

**Q10 What is your gender?**

Answered: 414 Skipped: 130

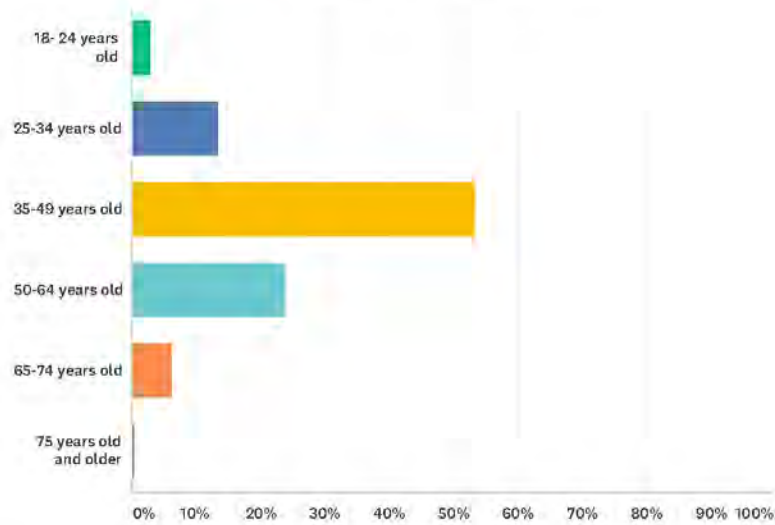


ANSWER CHOICES	RESPONSES	
Female	77.05%	319
Male	22.95%	95
<b>TOTAL</b>		<b>414</b>

South Schuylkill - Comprehensive Park, Recreation, and Open Space Plan

### Q11 What is your age group?

Answered: 420 Skipped: 124

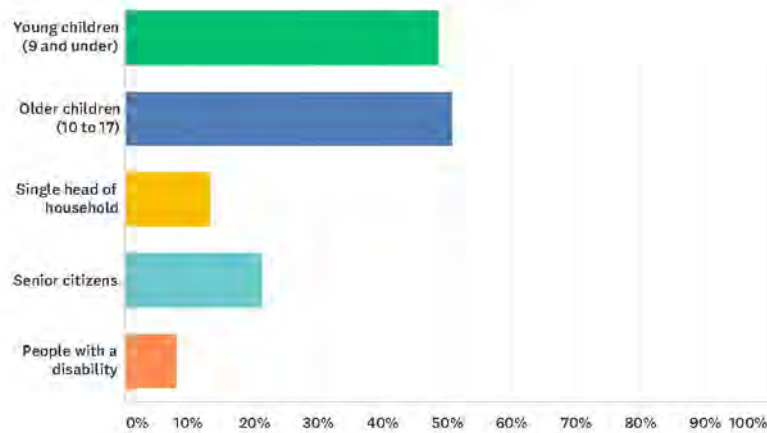


ANSWER CHOICES	RESPONSES	
18- 24 years old	2.86%	12
25-34 years old	13.33%	56
35-49 years old	53.33%	224
50-64 years old	23.81%	100
65-74 years old	6.19%	26
75 years old and older	0.48%	2
TOTAL		420



**Q12 Are any of the following represented in your household? Select all that apply.**

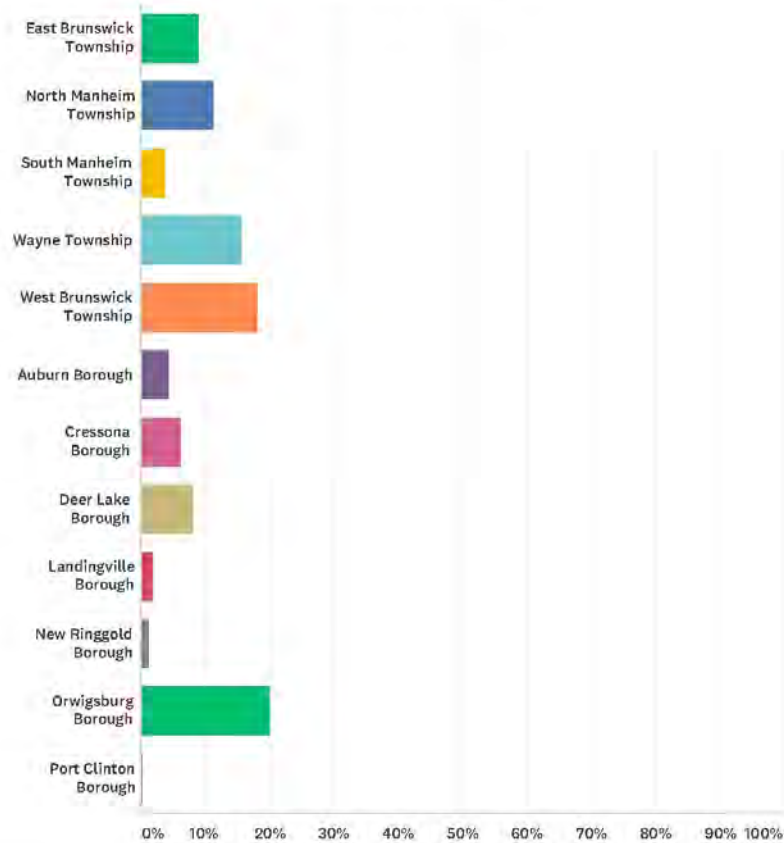
Answered: 390 Skipped: 164



ANSWER CHOICES	RESPONSES	
Young children (9 and under)	48.72%	190
Older children (10 to 17)	50.77%	198
Single head of household	13.08%	51
Senior citizens	21.28%	83
People with a disability	7.95%	31
Total Respondents: 390		

### Q13 Where do you live?

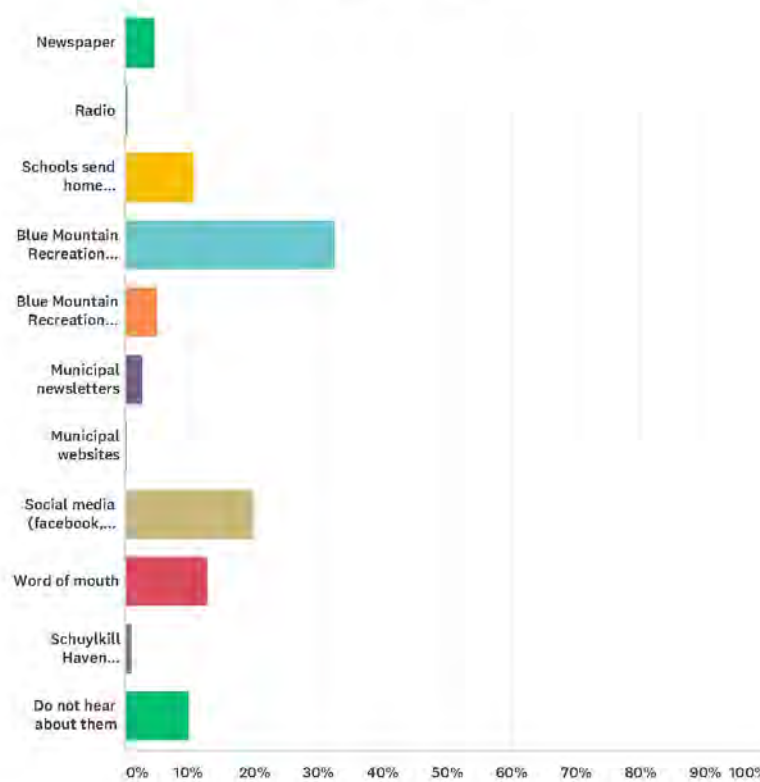
Answered: 419 Skipped: 125



ANSWER CHOICES	RESPONSES	
East Brunswick Township	9.07%	38
North Manheim Township	11.22%	47
South Manheim Township	3.82%	16
Wayne Township	15.75%	66
West Brunswick Township	18.14%	76
Auburn Borough	4.30%	18
Cressona Borough	6.21%	26
Deer Lake Borough	8.11%	34
Landingville Borough	1.91%	8
New Ringgold Borough	1.19%	5
Orwigsburg Borough	20.05%	84
Port Clinton Borough	0.24%	1
<b>TOTAL</b>		<b>419</b>

### Q14 How do you hear about parks and recreation opportunities in the region? Please check all that apply.

Answered: 413 Skipped: 131



ANSWER CHOICES	RESPONSES	
Newspaper	4.60%	19
Radio	0.48%	2
Schools send home information	10.65%	44
Blue Mountain Recreation Commission website	32.69%	135
Blue Mountain Recreation Commission program guide	5.08%	21
Municipal newsletters	2.66%	11
Municipal websites	0.24%	1
Social media (facebook, instagram, etc.)	19.85%	82
Word of mouth	12.83%	53
Schuylkill Haven Recreation Department	0.97%	4
Do not hear about them	9.93%	41
TOTAL		413

### Q15 Additional comments. Please use this space for any additional comments you may have regarding parks and recreation in the South Schuylkill region.

Answered: 100 Skipped: 444